



# THE DATASHEET OF BAT721C,215



# 1PS76SB21; BAT721 series

Schottky barrier diodes in small packages

Rev. 06 — 21 December 2006

Product data sheet

## 1. Product profile

### 1.1 General description

Planar Schottky barrier diodes with an integrated guard ring for stress protection. Encapsulated in small Surface-Mounted Device (SMD) plastic packages.

Table 1. Product overview

| Type number | Package  |       | Configuration       |
|-------------|----------|-------|---------------------|
|             | Nexperia | JEITA |                     |
| 1PS76SB21   | SOD323   | SC-76 | single              |
| BAT721      | SOT23    | -     | single              |
| BAT721A     | SOT23    | -     | dual common anode   |
| BAT721C     | SOT23    | -     | dual common cathode |
| BAT721S     | SOT23    | -     | dual series         |

### 1.2 Features

- Low forward voltage
- Small SMD plastic packages
- Low capacitance

### 1.3 Applications

- Ultra high-speed switching
- Voltage clamping
- Line termination
- Reverse polarity protection

### 1.4 Quick reference data


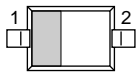
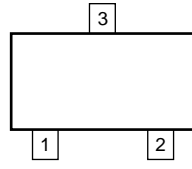
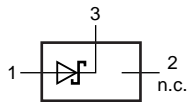
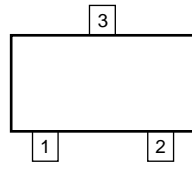
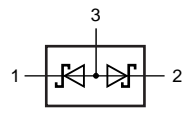
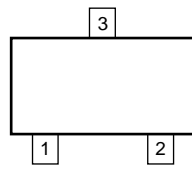
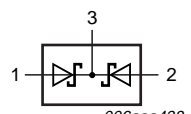
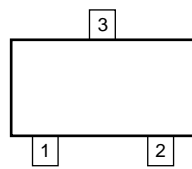
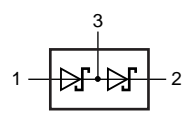
Table 2. Quick reference data

| Symbol    | Parameter       | Conditions             | Min | Typ | Max | Unit |
|-----------|-----------------|------------------------|-----|-----|-----|------|
| Per diode |                 |                        |     |     |     |      |
| $I_F$     | forward current |                        | -   | -   | 200 | mA   |
| $V_R$     | reverse voltage |                        | -   | -   | 40  | V    |
| $V_F$     | forward voltage | $I_F = 200 \text{ mA}$ | [1] | -   | 550 | mV   |

[1] Pulse test:  $t_p \leq 300 \mu\text{s}$ ;  $\delta \leq 0.02$ .

## 2. Pinning information

Table 3. Pinning

| Pin              | Description                             | Simplified outline   | Symbol  |
|------------------|---|--|---|
| <b>1PS76SB21</b> |   |  |   |
| 1                | cathode                                 | [1]  | 1  2 |
| 2                | anode                                   |   | <i>sym001</i>   |
| <b>BAT721</b>    |   |  |   |
| 1                | anode                                   |  |   |
| 2                | not connected                           |  |   |
| 3                | cathode                                 |    |      |
|                  |   | <i>006aaa144</i>   | <i>006aaa436</i>  |
| <b>BAT721A</b>   |   |  |   |
| 1                | cathode (diode 1)                       |  |   |
| 2                | cathode (diode 2)                       |  |   |
| 3                | anode (diode 1),<br>anode (diode 2)     |   |     |
|                  |   | <i>006aaa144</i>   | <i>006aaa439</i>  |
| <b>BAT721C</b>   |   |  |   |
| 1                | anode (diode 1)                         |  |   |
| 2                | anode (diode 2)                         |  |   |
| 3                | cathode (diode 1),<br>cathode (diode 2) |  |    |
|                  |   | <i>006aaa144</i>   | <i>006aaa438</i>  |
| <b>BAT721S</b>   |   |  |   |
| 1                | anode (diode 1)                         |  |   |
| 2                | cathode (diode 2)                       |  |   |
| 3                | cathode (diode 1),<br>anode (diode 2)   |  |    |
|                  |   | <i>006aaa144</i>   | <i>006aaa437</i>  |

[1] The marking bar indicates the cathode.

### 3. Ordering information

Table 4. Ordering information

| Type number | Package |  |         |
|-------------|---------|--|---------|
|             | Name    | Description                              | Version |
| 1PS76SB21   | SC-76   | plastic surface-mounted package; 2 leads | SOD323  |
| BAT721      | -       | plastic surface-mounted package; 3 leads | SOT23   |
| BAT721A     |         |  |         |
| BAT721C     |         |  |         |
| BAT721S     |         |  |         |

### 4. Marking

Table 5. Marking codes

| Type number | Marking code <sup>[1]</sup> |
|-------------|-----------------------------|
| 1PS76SB21   | S1                          |
| BAT721      | L7*                         |
| BAT721A     | L8*                         |
| BAT721C     | L9*                         |
| BAT721S     | L0*                         |

- [1] \* = -: made in Hong Kong  
 \* = p: made in Hong Kong  
 \* = t: made in Malaysia  
 \* = W: made in China

### 5. Limiting values

Table 6. Limiting values

In accordance with the Absolute Maximum Rating System (IEC 60134).

| Symbol           | Parameter                           | Conditions   | Min | Max  | Unit |
|------------------|-------------------------------------|--|-----|------|------|
| <b>Per diode</b> |                                     |  |     |      |      |
| $V_R$            | reverse voltage                     |  | -   | 40   | V    |
| $I_F$            | forward current                     |  | -   | 200  | mA   |
| $I_{FSM}$        | non-repetitive peak forward current | half sine wave;<br>JEDEC method;<br>$t_p = 8.3$ ms | -   | 1    | A    |
| $T_j$            | junction temperature                |  | -   | 125  | °C   |
| $T_{amb}$        | ambient temperature                 |  | -65 | +150 | °C   |
| $T_{stg}$        | storage temperature                 |  | -65 | +150 | °C   |

## 6. Thermal characteristics

**Table 7. Thermal characteristics**

| Symbol           | Parameter                                   | Conditions  | Min | Typ | Max | Unit |
|------------------|---|-------------|-----|-----|-----|------|
| <b>Per diode</b> |   |             |     |     |     |      |
| $R_{th(j-a)}$    | thermal resistance from junction to ambient | in free air | [1] |     |     |      |
|                  | 1PS76SB21                                   |             | -   | -   | 450 | K/W  |
|                  | BAT721                                      |             | -   | -   | 500 | K/W  |
|                  | BAT721A                                     |             | -   | -   | 500 | K/W  |
|                  | BAT721C                                     |             | -   | -   | 500 | K/W  |
|                  | BAT721S                                     |             | -   | -   | 500 | K/W  |

[1] Device mounted on an FR4 Printed-Circuit Board (PCB), single-sided copper, tin-plated and standard footprint.

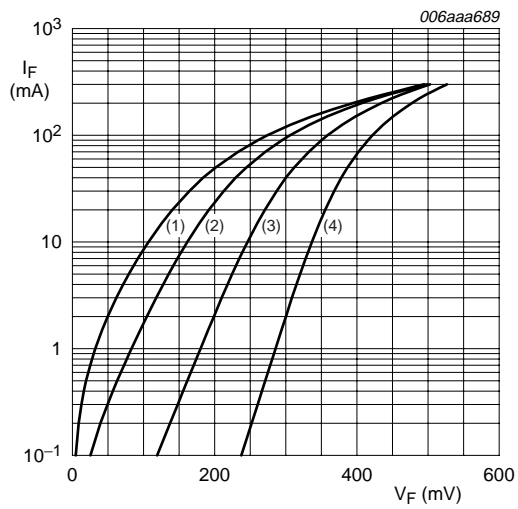
## 7. Characteristics

**Table 8. Characteristics**

$T_{amb} = 25\text{ °C}$  unless otherwise specified.

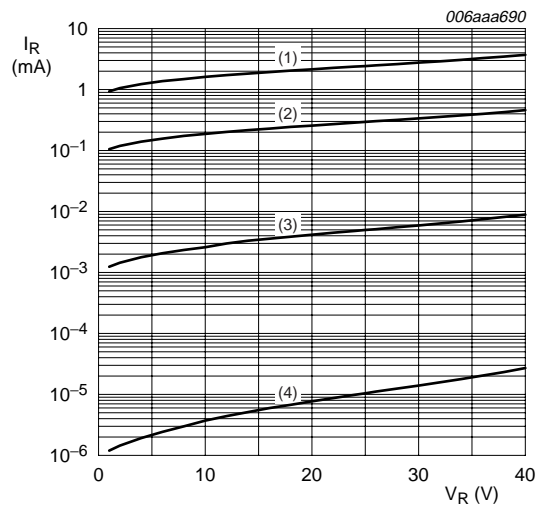
| Symbol           | Parameter         | Conditions                               | Min | Typ | Max | Unit          |
|------------------|-------------------|--|-----|-----|-----|---------------|
| <b>Per diode</b> |                   |  |     |     |     |               |
| $V_F$            | forward voltage   | $I_F = 10\text{ mA}$                     | [1] | -   | 300 | mV            |
|                  |                   | $I_F = 100\text{ mA}$                    | [1] | -   | 420 | mV            |
|                  |                   | $I_F = 200\text{ mA}$                    | [1] | -   | 550 | mV            |
| $I_R$            | reverse current   | $V_R = 30\text{ V}$                      | -   | -   | 15  | $\mu\text{A}$ |
|                  |                   | $V_R = 30\text{ V}; T_j = 100\text{ °C}$ | -   | -   | 3   | mA            |
| $C_d$            | diode capacitance | $V_R = 0\text{ V}; f = 1\text{ MHz}$     | -   | 40  | 50  | pF            |

[1] Pulse test:  $t_p \leq 300\text{ }\mu\text{s}$ ;  $\delta \leq 0.02$ .



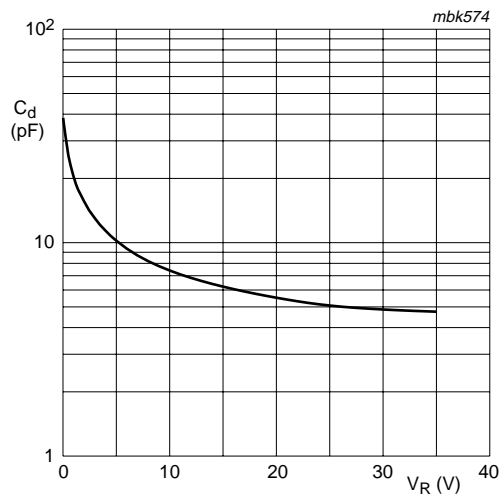
- (1)  $T_{amb} = 125\text{ °C}$
- (2)  $T_{amb} = 85\text{ °C}$
- (3)  $T_{amb} = 25\text{ °C}$
- (4)  $T_{amb} = -40\text{ °C}$

**Fig 1. Forward current as a function of forward voltage; typical values**



- (1)  $T_{amb} = 125\text{ °C}$
- (2)  $T_{amb} = 85\text{ °C}$
- (3)  $T_{amb} = 25\text{ °C}$
- (4)  $T_{amb} = -40\text{ °C}$

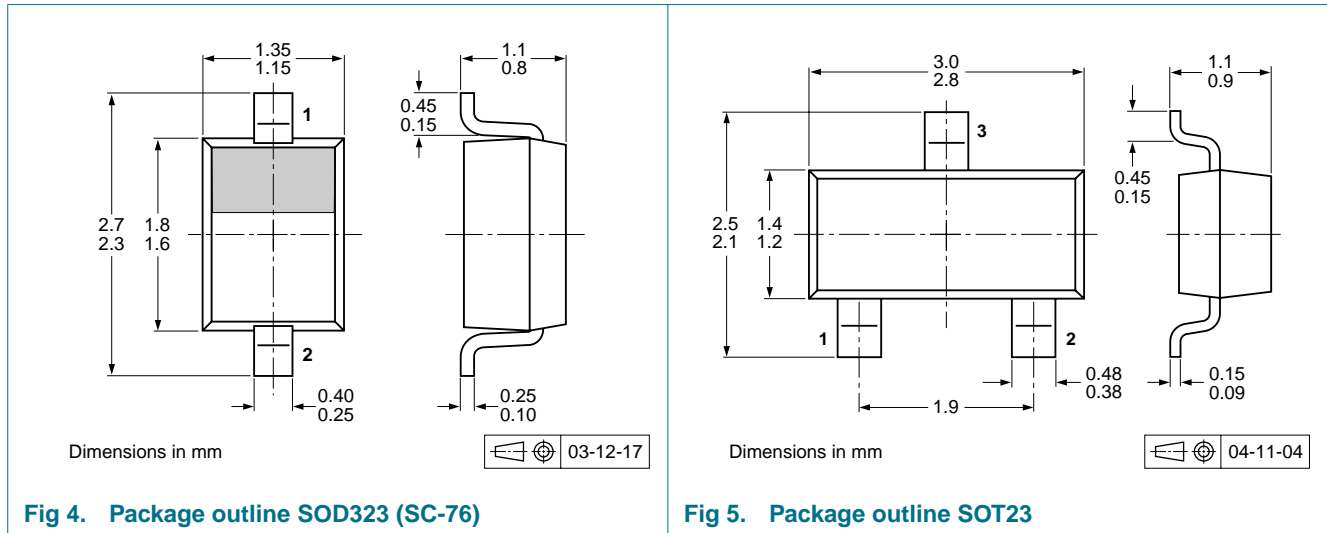
**Fig 2. Reverse current as a function of reverse voltage; typical values**



$T_{amb} = 25\text{ °C}; f = 1\text{ MHz}$

**Fig 3. Diode capacitance as a function of reverse voltage; typical values**

## 8. Package outline



## 9. Packing information

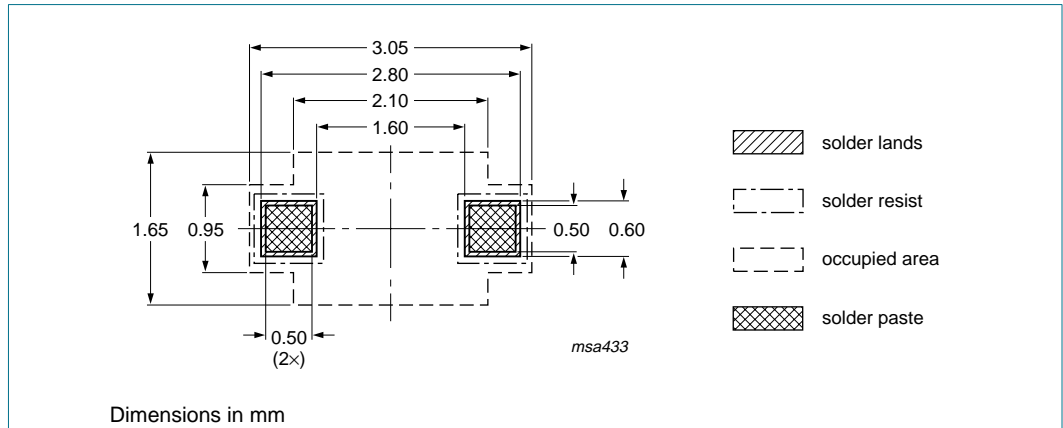
**Table 9. Packing methods**

The indicated -xxx are the last three digits of the 12NC ordering code.<sup>[1]</sup>

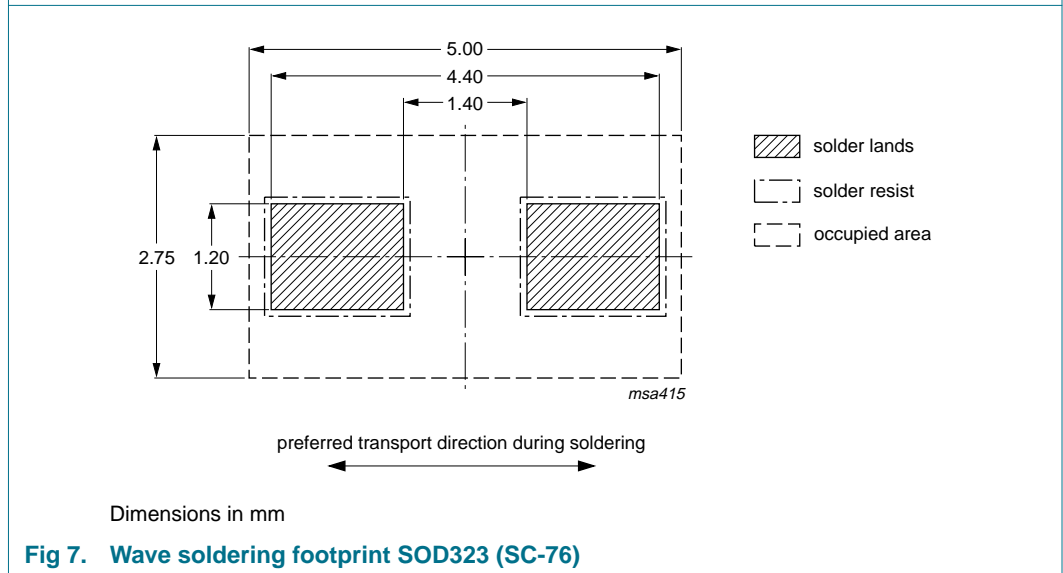
| Type number | Package | Description                    | Packing quantity |       |
|-------------|---------|--------------------------------|------------------|-------|
|             |         |                                | 3000             | 10000 |
| 1PS76SB21   | SOD323  | 4 mm pitch, 8 mm tape and reel | -115             | -135  |
| BAT721      | SOT23   | 4 mm pitch, 8 mm tape and reel | -215             | -235  |
| BAT721A     |         |                                |                  |       |
| BAT721C     |         |                                |                  |       |
| BAT721S     |         |                                |                  |       |

[1] For further information and the availability of packing methods, see [Section 13](#).

## 10. Soldering



**Fig 6. Reflow soldering footprint SOD323 (SC-76)**



**Fig 7. Wave soldering footprint SOD323 (SC-76)**



## 11. Revision history

**Table 10. Revision history**

| Document ID            | Release date   | Data sheet status     | Change notice | Supersedes                     |
|------------------------|--|-----------------------|---------------|--------------------------------|
| 1PS76SB21_BAT721_SER_6 | 20061221   | Product data sheet    | -             | 1PS76SB21_BAT721_SER_5         |
| Modifications:         | <ul style="list-style-type: none"> <li>Amended <a href="#">Table 10 "Revision history"</a></li> </ul>  |                       |               |                                |
| 1PS76SB21_BAT721_SER_5 | 20061205   | Product data sheet    | -             | BAT721_SERIES_4<br>1PS76SB21_3 |
| Modifications:         | <ul style="list-style-type: none"> <li>The format of this data sheet has been redesigned to comply with the new identity guidelines of NXP Semiconductors.</li> <li>Legal texts have been adapted to the new company name where appropriate.</li> <li>This data sheet is a combination of data sheets BAT721_SERIES_4 and 1PS76SB21_3.</li> <li><a href="#">Table 1 "Product overview"</a>: added</li> <li><a href="#">Section 1.2 "Features"</a>: amended</li> <li><a href="#">Section 1.3 "Applications"</a>: amended</li> <li><a href="#">Table 2 "Quick reference data"</a>: added</li> <li><a href="#">Table 5 "Marking codes"</a>: for 1PS76SB21 amended</li> <li><a href="#">Table 5 "Marking codes"</a>: enhanced table note section</li> <li><a href="#">Table 6 "Limiting values"</a>: indication per diode added</li> <li><a href="#">Table 6 "Limiting values"</a>: for 1PS76SB21 <math>I_{FSM}</math> condition amended</li> <li><a href="#">Table 6 "Limiting values"</a>: <math>T_{amb}</math> ambient temperature added</li> <li><a href="#">Table 7 "Thermal characteristics"</a>: indication per diode added</li> <li><a href="#">Table 7</a>: <math>R_{th(j-a)}</math> thermal resistance from junction to ambient condition amended</li> <li><a href="#">Table 8 "Characteristics"</a>: indication per diode added</li> <li><a href="#">Table 8 "Characteristics"</a>: reference to <a href="#">Table note 1</a> amended</li> <li><a href="#">Table 8</a>: for 1PS76SB21 <math>C_d</math> minimum value changed to typical value</li> <li><a href="#">Figure 1</a> and <a href="#">2</a>: amended</li> <li><a href="#">Figure 4</a> and <a href="#">5</a>: superseded by minimized package outlines</li> <li><a href="#">Section 9 "Packing information"</a>: added</li> <li><a href="#">Section 10 "Soldering"</a>: added</li> <li><a href="#">Section 12 "Legal information"</a>: updated</li> </ul> |                       |               |                                |
| BAT721_SERIES_4        | 20040315   | Product specification | -             | BAT721_SERIES_3                |
| 1PS76SB21_3            | 20040126   | Product specification | -             | 1PS76SB21_2                    |

## 12. Legal information

### 12.1 Data sheet status

| Document status <sup>[1][2]</sup> | Product status <sup>[3]</sup> | Definition  |
|-----------------------------------|-------------------------------|---|
| Objective [short] data sheet      | Development                   | This document contains data from the objective specification for product development. |
| Preliminary [short] data sheet    | Qualification                 | This document contains data from the preliminary specification.                       |
| Product [short] data sheet        | Production                    | This document contains the product specification.                                     |

[1] Please consult the most recently issued document before initiating or completing a design.

[2] The term 'short data sheet' is explained in section "Definitions".

[3] The product status of device(s) described in this document may have changed since this document was published and may differ in case of multiple devices. The latest product status information is available on the Internet at URL <http://www.nexperia.com>.

### 12.2 Definitions

**Draft** — The document is a draft version only. The content is still under internal review and subject to formal approval, which may result in modifications or additions. Nexperia does not give any representations or warranties as to the accuracy or completeness of information included herein and shall have no liability for the consequences of use of such information.

**Short data sheet** — A short data sheet is an extract from a full data sheet with the same product type number(s) and title. A short data sheet is intended for quick reference only and should not be relied upon to contain detailed and full information. For detailed and full information see the relevant full data sheet, which is available on request via the local Nexperia sales office. In case of any inconsistency or conflict with the short data sheet, the full data sheet shall prevail.

### 12.3 Disclaimers

**General** — Information in this document is believed to be accurate and reliable. However, Nexperia does not give any representations or warranties, expressed or implied, as to the accuracy or completeness of such information and shall have no liability for the consequences of use of such information.

**Right to make changes** — Nexperia reserves the right to make changes to information published in this document, including without limitation specifications and product descriptions, at any time and without notice. This document supersedes and replaces all information supplied prior to the publication hereof.

**Suitability for use** — Nexperia products are not designed, authorized or warranted to be suitable for use in medical, military, aircraft, space or life support equipment, nor in applications where failure or

malfunction of a Nexperia product can reasonably be expected to result in personal injury, death or severe property or environmental damage. Nexperia accepts no liability for inclusion and/or use of Nexperia products in such equipment or applications and therefore such inclusion and/or use is at the customer's own risk.

**Applications** — Applications that are described herein for any of these products are for illustrative purposes only. Nexperia makes no representation or warranty that such applications will be suitable for the specified use without further testing or modification.

**Limiting values** — Stress above one or more limiting values (as defined in the Absolute Maximum Ratings System of IEC 60134) may cause permanent damage to the device. Limiting values are stress ratings only and operation of the device at these or any other conditions above those given in the Characteristics sections of this document is not implied. Exposure to limiting values for extended periods may affect device reliability.

**Terms and conditions of sale** — Nexperia products are sold subject to the general terms and conditions of commercial sale, as published at <http://www.nexperia.com/profile/terms>, including those pertaining to warranty, intellectual property rights infringement and limitation of liability, unless explicitly otherwise agreed to in writing by Nexperia. In case of any inconsistency or conflict between information in this document and such terms and conditions, the latter will prevail.

**No offer to sell or license** — Nothing in this document may be interpreted or construed as an offer to sell products that is open for acceptance or the grant, conveyance or implication of any license under any copyrights, patents or other industrial or intellectual property rights.

### 12.4 Trademarks

Notice: All referenced brands, product names, service names and trademarks are the property of their respective owners.

## 13. Contact information

For additional information, please visit: <http://www.nexperia.com>

For sales office addresses, send an email to: [salesaddresses@nexperia.com](mailto:salesaddresses@nexperia.com)



## 14. Contents

---

|           |  |           |
|-----------|--|-----------|
| <b>1</b>  | <b>Product profile</b> . . . . .         | <b>1</b>  |
| 1.1       | General description . . . . .            | 1         |
| 1.2       | Features . . . . .                       | 1         |
| 1.3       | Applications . . . . .                   | 1         |
| 1.4       | Quick reference data . . . . .           | 1         |
| <b>2</b>  | <b>Pinning information</b> . . . . .     | <b>2</b>  |
| <b>3</b>  | <b>Ordering information</b> . . . . .    | <b>3</b>  |
| <b>4</b>  | <b>Marking</b> . . . . .                 | <b>3</b>  |
| <b>5</b>  | <b>Limiting values</b> . . . . .         | <b>3</b>  |
| <b>6</b>  | <b>Thermal characteristics</b> . . . . . | <b>4</b>  |
| <b>7</b>  | <b>Characteristics</b> . . . . .         | <b>4</b>  |
| <b>8</b>  | <b>Package outline</b> . . . . .         | <b>6</b>  |
| <b>9</b>  | <b>Packing information</b> . . . . .     | <b>6</b>  |
| <b>10</b> | <b>Soldering</b> . . . . .               | <b>7</b>  |
| <b>11</b> | <b>Revision history</b> . . . . .        | <b>9</b>  |
| <b>12</b> | <b>Legal information</b> . . . . .       | <b>10</b> |
| 12.1      | Data sheet status . . . . .              | 10        |
| 12.2      | Definitions . . . . .                    | 10        |
| 12.3      | Disclaimers . . . . .                    | 10        |
| 12.4      | Trademarks . . . . .                     | 10        |
| <b>13</b> | <b>Contact information</b> . . . . .     | <b>10</b> |
| <b>14</b> | <b>Contents</b> . . . . .                | <b>11</b> |

## Looking for pricing, stock, or lifecycle information?

Click below to explore more details on WIN SOURCE:

-  [View BAT721C,215 on WIN SOURCE](#)
-  [Nexperia USA Inc. Information](#)

## Optimize Your Supply Chain with WIN SOURCE Solutions

-  Global Sourcing Solution
-  Obsolete Management
-  Cost Control Management
-  Shortage Management
-  Alternative Solution
-  Excess Inventory Management