




**THE DATASHEET OF
0287020.PXCN**





ATOF® Blade Fuses



ATO® Ag (Silver plated) Blade Fuses

ATOF® Blade Fuses Rated 32V

Developed by Littelfuse for the automotive industry, the ATOF® fuse has become the original equipment circuit protection standard for foreign and domestic automobiles and trucks. Readily identifiable and easily replaced, this fuse can be specified for a variety of low voltage electronic applications.

Specifications

	ATOF® (Tin Plated)	ATO Ag (Silver Plated)
Voltage Rating:	32 VDC	32 VDC
Interrupting Rating:	1000A @ 32 VDC	1000A @ 32 VDC
*Recommended Environmental Temperature:	-40°C to +125°C	-40°C to +125°C
Terminals Material:	Tin plated zinc alloy	Silver plated zinc alloy
Housing Material:	PA66 (U.L. 94 Flammability rating – V2)	PA66 (U.L. 94 Flammability rating – V2)
Net Weight Per Fuse:	1.4±5% gr	1.4±5% gr
Complies with:	SAE J1284,ISO 8820-3	SAE J1284,ISO 8820-3
UL Listed:	File AU1410	File AU1410
CSA Certified:	File No. 29862	File No. 29862



*Tin plating's temperature limit is ≈130°C, Silver plating allows up to 150°C at the terminal interface.

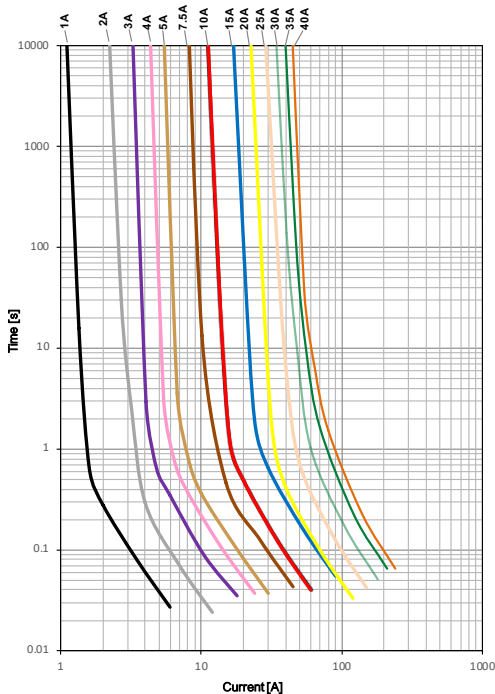
Ordering Information

Part Number	Rating	Package Size
ATOF® (Tin Plated)		
0287xxx.PXCN	1 - 40	2000
0287xxx.U	1 - 40	500
0287xxx.H	1 - 40	100
0287xxx.L	1 - 40	50
ATO Ag (Silver Plated)		
0287xxx.PXS	1 - 40	2000

Time-Current Characteristics

% of Rating	Current Rating	Opening Time Min / Max (s)
100	35A & 40A	360,000 / ∞
110	1A-40A	360,000 / ∞
135	1A & 2A 3A-40A	0.35 / 600 0.750 / 600
160	1A-40A	0.250 / 50
200	1A & 2A 3A-40A	0.1 / 5 0.15 / 5
350	1A & 2A 3A-40A	0.02 / 0.5 0.80 / 0.5
600	1A-30A 35A & 40A	0.1 max 0.15 max

Time-Current Characteristic Curves



Ratings

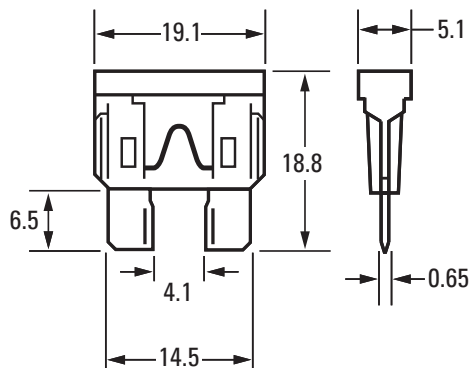
Part Number	Current Rating (A)	Housing Material Color	Test Cable Size (mm²)	Typ. Voltage Drop (mV)	Typ. Cold Resistance (mΩ)	Typ. I²t (A²s)
0287001_	1	Black	0.5	176	123	0.4
0287002_	2	Grey	0.5	141	53.5	1.4
0287003_	3	Purple	0.5	137	31.1	7.4
0287004_	4	Pink	0.5	136	22.8	14
0287005_	5	Brown	0.5	128	17.85	26
028707.5_	7.5	Dark Brown	0.75	116	10.91	60
0287010_	10	Red	1	109	7.70	115
0287015_	15	Blue	1.5	102	4.80	340
0287020_	20	Yellow	2.5	98	3.38	520
0287025_	25	Light Orange	2.5	92	2.52	1,000
0287030_	30	Light Green	4	84	1.97	1,500
0287035_	35	Dark Green	6	87	1.61	2,300
0287040_	40	Orange	6	96	1.44	3,300

The typical I²t is an average value calculated from the breaking capacity tests by using the melting time before the arcing occurs.

ATOF® Blade Fuses Rated 32V

Dimensions

Dimensions in mm for reference only.
See outline drawing for dimensions and tolerances.



Temperature Table

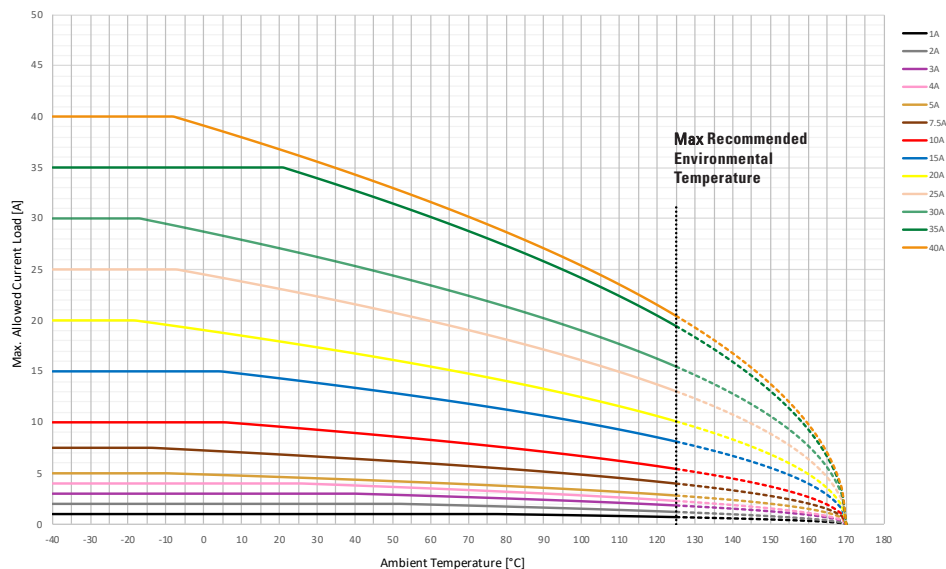
	max. allowed current load [A] at ambient temperature (typical derating)						
	-40°C	0°C	20°C	65°C	85°C	110°C	125°C
1A	1	1	1	1	1	1	1
2A	2	2	2	2	2	1	1
3A	3	3	3	3	2	2	2
4A	4	4	4	3	3	3	2
5A	5	5	5	4	4	3	3
7.5A	8	7	7	6	5	5	4
10A	10	10	10	8	7	6	5
15A	15	15	14	12	11	9	8
20A	20	19	18	15	14	12	10
25A	25	25	23	19	18	15	13
30A	30	29	27	23	21	18	15
35A	35	35	35	29	27	22	19
40A	40	39	37	31	28	24	20

Typical Derating of Fuse Melting Element

Temperature Security Margin is 20%

Wire Cross Section And Fixture Test Set Up Refer To ISO 8820-3

Please Contact Littelfuse® For Details Regarding Derating Test Set Up



Derating curves may change depending on the final condition of the application (terminals characteristics, wire size etc...). Please ask Littelfuse® for more information.

REV07272021

Littelfuse® products are not designed for, and shall not be used for, any purpose (including, without limitation, automotive, military, aerospace, medical, life-saving, life-sustaining or nuclear facility applications, devices intended for surgical implant into the body, or any other application in which the failure or lack of desired operation of the product may result in personal injury, death, or property damage) other than those expressly set forth in applicable Littelfuse® product documentation. Warranties granted by Littelfuse® shall be deemed void for products used for any purpose not expressly set forth in applicable Littelfuse® documentation. Littelfuse® shall not be liable for any claims or damages arising out of products used in applications not expressly intended by Littelfuse® as set forth in applicable Littelfuse® documentation. The sale and use of Littelfuse® products is subject to Littelfuse Terms and Conditions of Sale, unless otherwise agreed by Littelfuse®.

Looking for pricing, stock, or lifecycle information?

Click below to explore more details on WIN SOURCE:

 [View 0287020.PXCN on WIN SOURCE](#)

 [Littelfuse Inc. Information](#)

Optimize Your Supply Chain with WIN SOURCE Solutions

-  Global Sourcing Solution
-  Obsolete Management
-  Cost Control Management
-  Shortage Management
-  Alternative Solution
-  Excess Inventory Management