



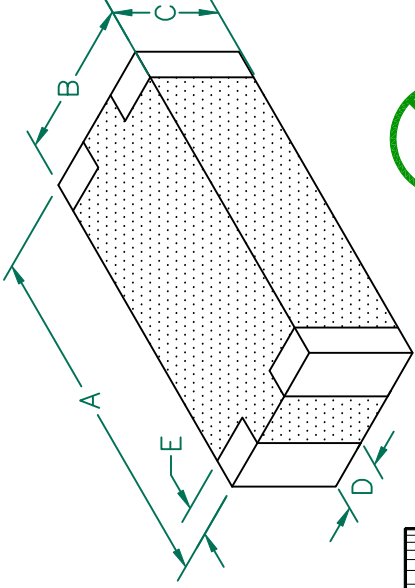
**THE DATASHEET OF  
CM3312R111R-10**



# CM3312R111R-10

## PHYSICAL DIMENSIONS:

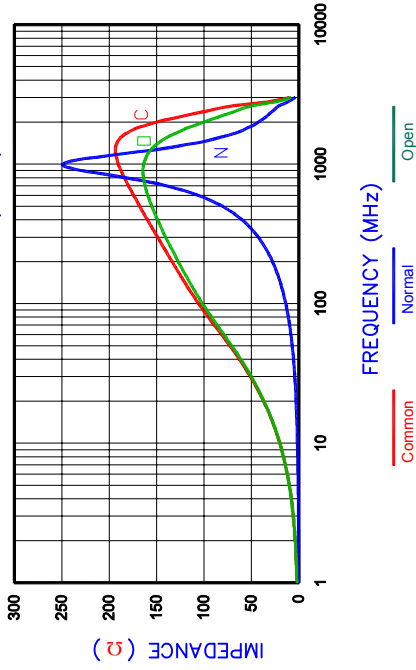
A	8.50	[.335]	± 0.25	[.010]
B	3.05	[.120]	± 0.25	[.010]
C	2.36	[.093]	± 0.25	[.010]
D	1.14	[.045]	± 0.13	[.005]
E	0.58	[.023]	± 0.18	[.007]



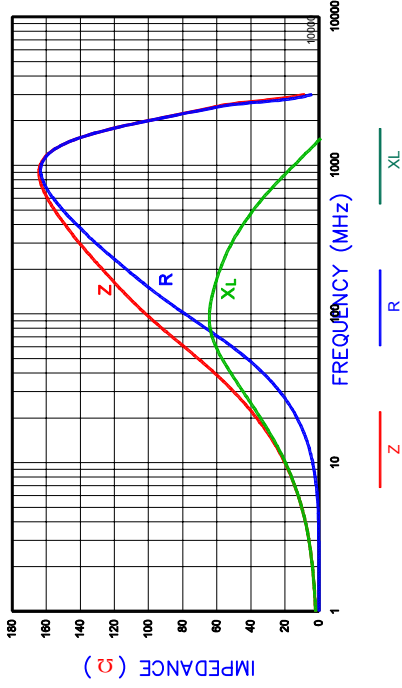
COMMON MODE ELECTRICAL CHARACTERISTICS	
COMMON MODE Z @ 100 MHz (Ω)	COMMON MODE Z @ 500 MHz (Ω)
Nominal	Nominal (F)
Minimum	Minimum
Maximum	Maximum

- NOTES: UNLESS OTHERWISE SPECIFIED:
- TAPED AND REELED PER MIL-STD-883C SPECIFICATIONS 13" REEL.
  - COMPONENTS SHOULD BE PREHEATED BEFORE SOLDERING.
  - U.S. PATENT 6,288,622.
  - TERMINATION FINISH IS 62/63.

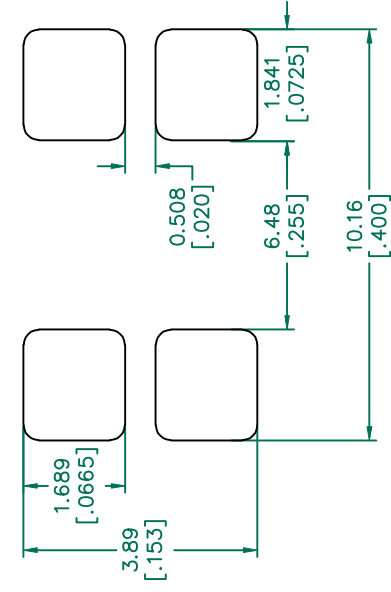
Z vs. FREQUENCY (C,N,O)



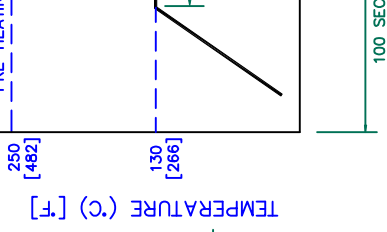
Z, R, XL vs. FREQUENCY



## LAND PATTERNS FOR REFLOW SOLDERING



RECOMMENDED REFLOW SOLDERING PRE-HEATING



DURING AND AFTER SOLDERING OPERATION SOLDER MUST NOT BE ALLOWED TO BRIDGE CONTACTS. CONTACT SEPARATION MUST BE MAINTAINED.

DIMENSIONS ARE IN mm [INCHES].

REV	DESCRIPTION	DATE	INT
A	ORIGINAL DRAFT	07/27/05	JRK



## Looking for pricing, stock, or lifecycle information?

Click below to explore more details on WIN SOURCE:

- [View CM3312R111R-10 on WIN SOURCE](#)
- [Laird-Signal Integrity Products Information](#)

## Optimize Your Supply Chain with WIN SOURCE Solutions

- ✓ Global Sourcing Solution
- ✓ Obsolete Management
- ✓ Cost Control Management
- ✓ Shortage Management
- ✓ Alternative Solution
- ✓ Excess Inventory Management