




**THE DATASHEET OF  
IPS1-106-01-S-D**





(2.54 mm) .100"

IPS1 SERIES

# SHROUDED POWER CONNECTOR SET

## SPECIFICATIONS

For complete specifications see [www.samtec.com?IPS1](http://www.samtec.com?IPS1)

**Insulator Material:**

Black LCP

**Contact Material:**

Phosphor Bronze

**Plating:**

Sn or Au over

50 μ" (1.27 μm) Ni

**Operating Temp Range:**

-55 °C to +105 °C with Tin;

-55 °C to +125 °C with Gold

**Insertion Depth:**

(3.81 mm) .150" to

(6.48 mm) .255"

**Wiping Distance:**

(0.38 mm) .015"

**Voltage Rating:**

775 VAC/1095 VDC

**Standard Creepage:**

(2.55 mm) .100" (without -LC)

(1.08 mm) .043" (with -LC)

**Standard Clearance:**

(1.75 mm) .069" (without -LC)

(0.62 mm) .024" (with -LC)

**RoHS Compliant:**

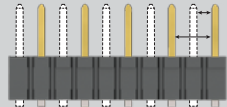
Yes

Mates with:

IPT1

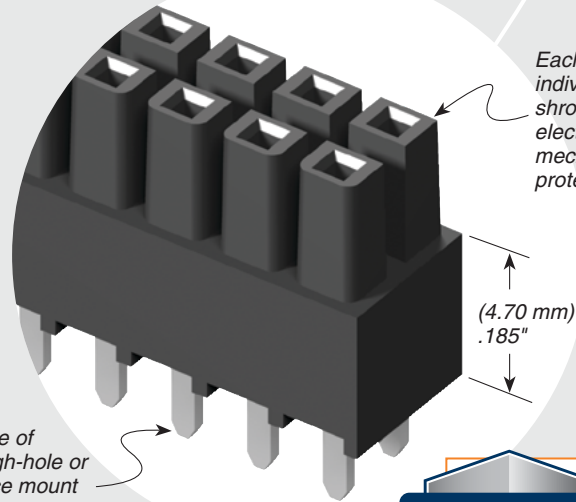


## CREEPAGE AND CLEARANCE



Selectively loading contacts achieves customer specific creepage and clearance requirements.  
Contact [asp@samtec.com](mailto:asp@samtec.com)

Choice of through-hole or surface mount

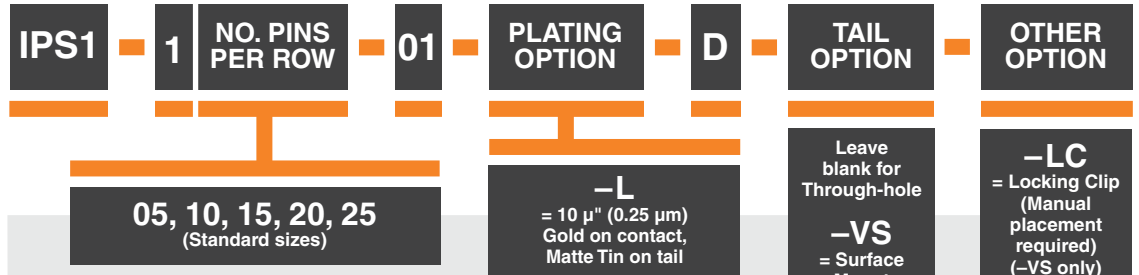


Each contact individually shrouded for electrical and mechanical protection

**RUGGEDIZED**  
BY SAMTEC

- Individually shrouded contacts
- Locking clip option

IPT1/IPS1	
PINS	CURRENT RATING (PER CONTACT)
1	5.9 A
2	4.8 A
3	4.1 A
4	3.6 A
50	2.3 A



## PROCESSING

**Lead-Free Solderable:**

Yes

**SMT Lead Coplanarity:**

(0.13 mm) .005" max (05-10)\*

(0.15 mm) .006" max (15-25)\*

\* (.004" stencil solution

may be available; contact

[IPG@samtec.com](mailto:IPG@samtec.com))

## RECOGNITIONS

For complete scope

of recognitions see

[www.samtec.com/quality](http://www.samtec.com/quality)

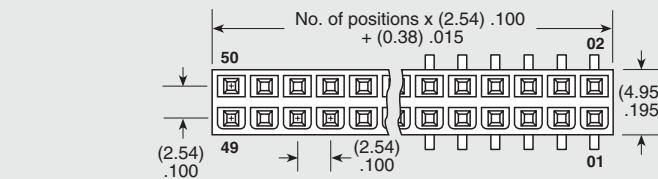


## ALSO AVAILABLE (MOQ Required)

- Other sizes
- Other platings
- Latching feature
- No. 1 position polarized

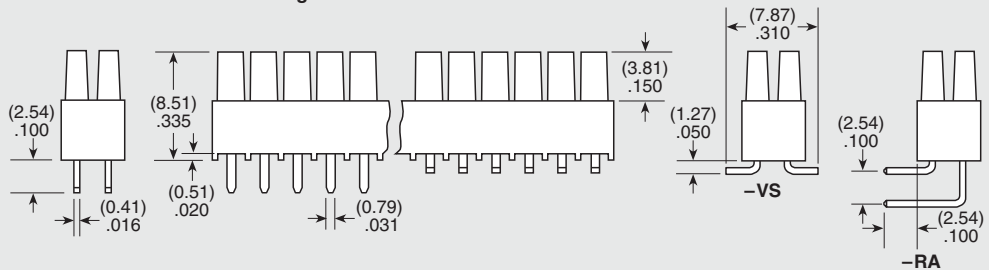
**Note:**

Some sizes, styles and options are non-standard, non-returnable.



Through-hole

Surface Mount



Due to technical progress, all designs, specifications and components are subject to change without notice.


[WWW.SAMTEC.COM](http://WWW.SAMTEC.COM)

All parts within this catalog are built to Samtec's specifications.

Customer specific requirements must be approved by Samtec and identified in a Samtec customer-specific drawing to apply.

## Looking for pricing, stock, or lifecycle information?

Click below to explore more details on WIN SOURCE:

 [View IPS1-106-01-S-D on WIN SOURCE](#)

 [Samtec Inc. Information](#)

## Optimize Your Supply Chain with WIN SOURCE Solutions

-  Global Sourcing Solution
-  Obsolete Management
-  Cost Control Management
-  Shortage Management
-  Alternative Solution
-  Excess Inventory Management