



**THE DATASHEET OF  
90HBW04PRT**




# SERIES 90HB

## SPST, Low Profile



### FEATURES

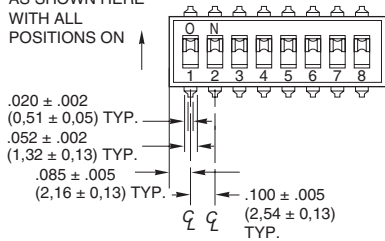
- Compatible with SMT Assembly, Including Infrared Reflow and Vapor-Phase
- Reliable Spring and Ball Contact



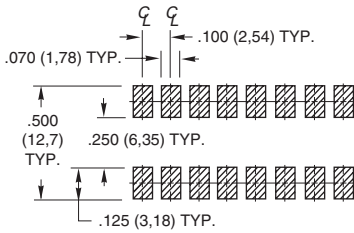
### DIMENSIONS In inches (and millimeters)

#### Top View—Gull Wing

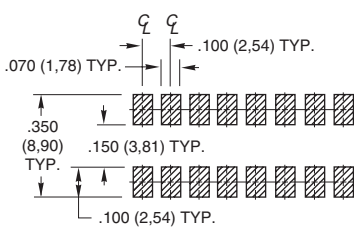
SWITCH IS PACKAGED AS SHOWN HERE WITH ALL POSITIONS ON



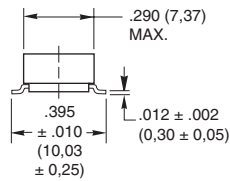
#### Recommended PC Pad Dimensions—Gull Wing



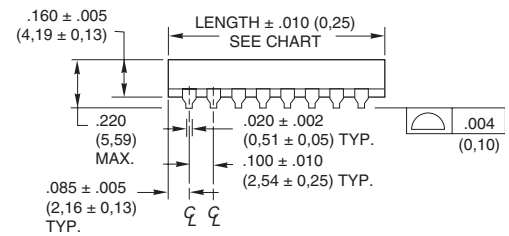
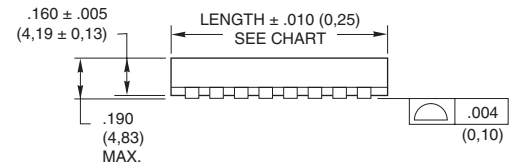
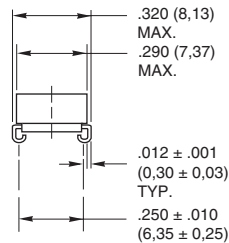
#### Recommended PC Pad Dimensions—J-Bend



#### Gull Wing



#### J-Bend



### CIRCUITRY

As viewed from the top of the switch in the positions shown in the drawing.



## SPECIFICATIONS

### Electrical Ratings

**Make-and-break Current Rating:** 2,000 operations per switch position at these resistive loads: 10 mA, 30 Vdc; or 10 mA, 50 mVdc; 10 mA, 50 mVdc; or 25 mA, 24 Vdc; or 100 mA, 6 Vdc.

**Contact Resistance:** (measured at 10 mA, 50 mVdc). Initial: 20 mohms maximum, After Life: 100 mohms maximum

**Insulation Resistance:** Minimum, at 100 Vdc between adjacent closed contacts and also across open switch contacts.

**Initial (Mohms):** 5,000, After Life (Mohms): 1,000

**Dielectric Strength:** Minimum voltage (AC RMS) measured between adjacent closed contacts and also across open switch contacts.

Initial: 500 volts, After Life: 500 volts

**Current Carry Rating:** 3A maximum rise of 20°C

**Switch Capacitance:** 2 pF at 1 megahertz

### Mechanical Ratings

Where Grayhill performance is superior, the MIL spec is listed in parentheses.

**Mechanical Life:** 2,000 operations per switch position

**Vibration Resistance:** Per Method 204, Test Condition B, 1mS opening (10 mS allowed)

**Mechanical Shock:** Per Method 213, Test Condition A. 1mS opening (10 mS allowed)

**Thermal Shock Resistance:** Per specification; no failures; passes contact resistance.

**Terminal Strength:** Per specification

**Thermal Aging:** 1,000 hours at 85°C; no failures.

### Environmental Ratings

Meets all requirements of MIL- S-83504\*\*.

**Operating Temperature Range:** -40°C to +85°C

**Storage Temperature Range:** -40°C to +85°C

**Moisture Resistance:** Per MIL-STD-202, Method 106.

### Soldering Information

**Solderability:** Per MIL-STD-202, Method 208

**Soldering Heat Resistance:** Per MIL-S-83504, six second test.

**Recommended Processing Temperature:** 220°C–230°C (1 pass—260°C maximum)

**Processing Position:** Switch is to be processed with all actuators in the closed (on) position as shipped.

**Fluxing:** Per EIA RS-448-2 with flux touching switch body.

**Cleaning:** Passes immersion test using water/detergent. Acceptable solutions include 1-1-1 trichlorethane, freon, (TF, TE, or TMS), isopropyl alcohol, detergent (140°F maximum). Terpene acceptable for Series 90 only. Solutions which are not recommended include acetone, methylene chloride, freon TMC. High pressure aqueous

cleaning is not recommended.

### Materials and Finishes

**Shorting Member (Ball):** Brass, gold-plate over nickel barrier.

**Base Contacts:** Copper alloy, gold-plate over nickel barrier.

**Terminals:** Copper alloy, matte tin plated over nickel barrier.

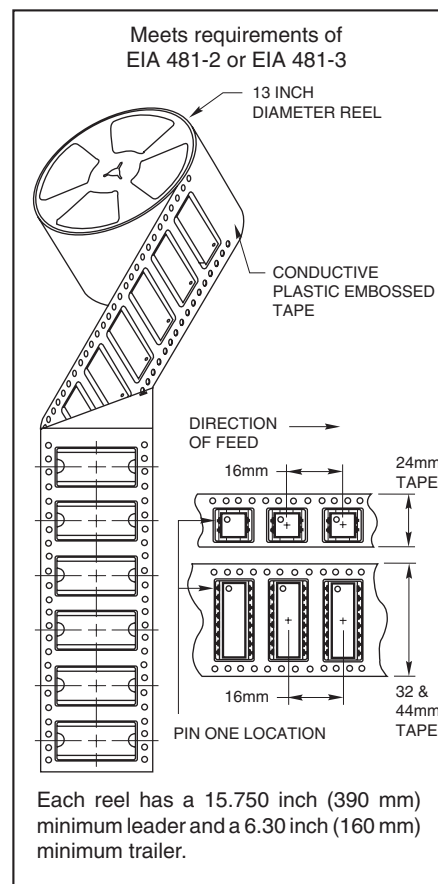
**Non-Conductive Parts:** Thermoplastic (UL94V-O)

### Tape and Reel Packaging

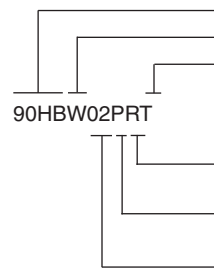
**Tape Seal Integrity:** Passes gross leak test using 125°C flourinert for 20 seconds minimum. Reference MIL-STD-202, Method 112

**Tape Seal:** Polyimide film

## TAPE AND REEL PACKAGING



## ORDERING INFORMATION



Series

Terminal Style: W = Gull Wing, J = J-Bend

RoHS compliant

**90HBW02PRT**

Packaging: R = Tape and reel packaging (750 switches/reel)

Blank = Tube packaging (each tube is 19.5" long)

Seal: P = Polyimide Seal

Blank = No Seal

Number of Positions: 02 through 10

No. of Positions	Length Inches	Length Metric	Number Per Tube
2	.270"	6,9 mm	60
3	.370"	9,4 mm	47
4	.470"	11,9 mm	37
5	.570"	14,5 mm	31
6	.670"	17,0 mm	26
7	.770"	19,6 mm	23
8	.870"	22,1 mm	20
9	.970"	24,6 mm	18
10	1.070"	27,2 mm	16

Available from your local Grayhill Distributor. For prices and discounts, contact a local Sales Office, an authorized local Distributor or Grayhill.

\*\* Note: 100% matte tin terminal plating does not meet MIL-S-83504 for lead content.

\*\*Style "GB" contains 30µ gold plated terminals.

## Looking for pricing, stock, or lifecycle information?

Click below to explore more details on WIN SOURCE:

 [View 90HBW04PRT on WIN SOURCE](#)

 [Grayhill Inc. Information](#)

## Optimize Your Supply Chain with WIN SOURCE Solutions

-  Global Sourcing Solution
-  Obsolete Management
-  Cost Control Management
-  Shortage Management
-  Alternative Solution
-  Excess Inventory Management