



**THE DATASHEET OF
RHA0J561MCN1GS**



RHS / RHA High Capacitance (φ8)

- Low ESR, High Capacitance, High ripple current.
- Load life of 2000 / 5000 hours at 105°C.
- SMD type : Lead free reflow soldering condition at 260°C peak correspondence.
- Compliant to the RoHS directive (2011/65/EU,(EU)2015/863).



FPCAP



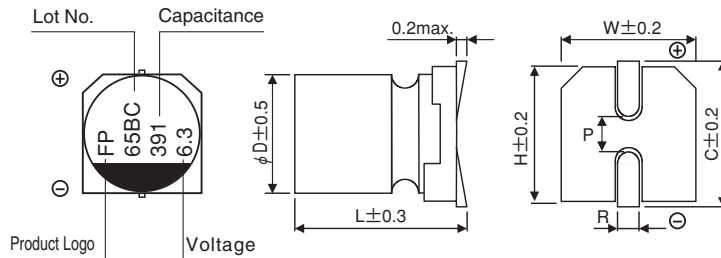
Specifications

Item	Performance Characteristics	
Category Temperature Range	-55 to +105°C	
Rated Voltage Range	2.5 to 35V	
Rated Capacitance Range	56 to 1500μF	
Capacitance Tolerance	±20% at 120Hz, 20°C	
Tangent of loss angle (tan δ)	Less than or equal to the specified value at 120Hz, 20°C	
ESR (※1)	Less than or equal to the specified value at 100kHz, 20°C	
Leakage Current (※2)	Less than or equal to the specified value. After 2 minutes' application of rated voltage at 20°C	
Endurance	Test condition	105°C, rated voltage 2000 / 5000Hrs.
	Capacitance change	Within ±20% of initial value before test
	tan δ	150% or less than the initial specified value
	ESR(※1)	150% or less than the initial specified value
	Leakage current (※2)	Less than or equal to the initial specified value

※1 ESR should be measured at both of the terminal ends closest where the terminals protrude through the plastic platform.

※2 Conditioning : If any doubt arises, measure the leakage current after the voltage treatment of applying DC rated voltage continuously to the capacitor for 120 minutes at 105°C.

Dimensions

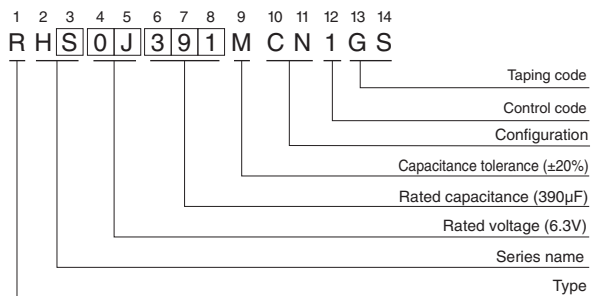


(mm)					
φD×L	W	H	C	R	P
8×6.7	8.3	8.3	9.0	0.8 to 1.1	3.2
8×7.7	8.3	8.3	9.0	0.8 to 1.1	3.2
8×8.7	8.3	8.3	9.0	0.8 to 1.1	3.2
8×11.7	8.3	8.3	9.0	0.8 to 1.1	3.2

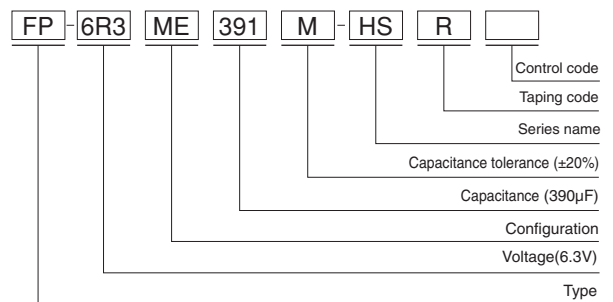
Frequency coefficient of rated ripple current

Frequency	120 Hz	1 kHz	10 kHz	100 kHz	300 kHz
Coefficient	0.10	0.45	0.50	1.00	1.00

Type numbering system (Example : 6.3V 390μF) Nichicon part number



FPCAP part number



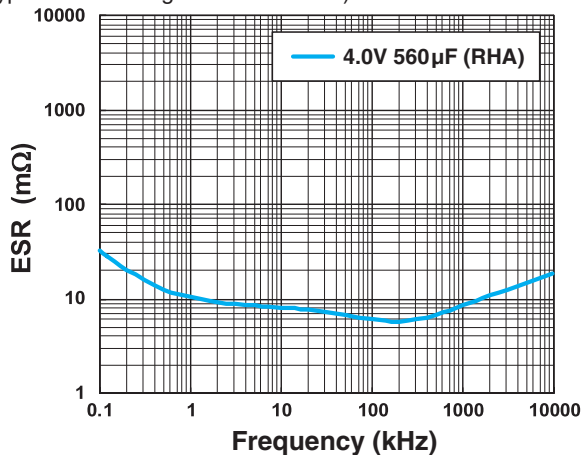
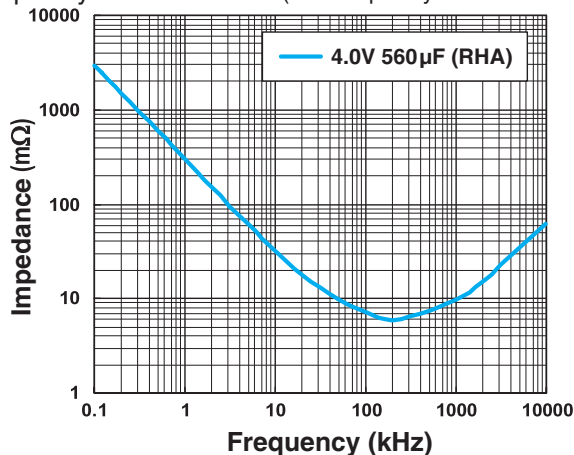
RHS / RHA

■ Dimensions

Rated Voltage (V) (code)	Surge Voltage (V)	Rated Capacitance (μF)	Case Size φDxL (mm)	tan δ	Leakage Current (μA) (at 20°C after 2 minutes)	ESR (mΩ) (20°C/100kHz)	Rated Ripple Current (mA _{rms}) (105°C/100kHz)	NICHICON	FPCAP
2.5 (0E)	2.8	680	8x6.7	0.12	700	8	5000	RHA0E681MCN1GS	FP-2R5ME681M-HAR
		820	8x11.7	0.12	700	9	5400	RHS0E821MCN1GS	FP-2R5ME821M-HSR
		820	8x6.7	0.12	700	8	5000	RHA0E821MCN1GS	FP-2R5ME821M-HAR
		1000	8x7.7	0.12	750	8	5000	RHA0E102MCN1GS	FP-2R5ME102M-HAR
		1500	8x11.7	0.12	1125	9	5400	RHS0E152MCN1GS	FP-2R5ME152M-HSR
4.0 (0G)	4.6	560	8x6.7	0.12	700	16	3200	RHS0G561MCN1GS	FP-4R0ME561M-HSR
		560	8x6.7	0.12	700	8	5000	RHA0G561MCN1GS	FP-4R0ME561M-HAR
		680	8x7.7	0.12	816	8	5000	RHA0G681MCN1GS	FP-4R0ME681M-HAR
		1200	8x11.7	0.12	1440	9	5400	RHS0G122MCN1GS	FP-4R0ME122M-HSR
		1500	8x11.7	0.12	1800	12	4700	RHS0G152MCN1GS	FP-4R0ME152M-HSR
6.3 (0J)	7.2	330	8x6.7	0.12	700	9	4500	RHA0J331MCN1GS	FP-6R3ME331M-HAR
		390	8x6.7	0.12	737	18	3200	RHS0J391MCN1GS	FP-6R3ME391M-HSR
		390	8x6.7	0.12	737	9	4500	RHA0J391MCN1GS	FP-6R3ME391M-HAR
		470	8x6.7	0.12	888	9	4500	RHA0J471MCN1GS	FP-6R3ME471M-HAR
		560	8x7.7	0.12	1058	9	4500	RHA0J561MCN1GS	FP-6R3ME561M-HAR
		820	8x11.7	0.12	1549	10	5150	RHS0J821MCN1GS	FP-6R3ME821M-HSR
		1000	8x11.7	0.12	1890	10	5150	RHS0J102MCN1GS	FP-6R3ME102M-HSR
		10	11.5	150	8x6.7	0.12	700	25	3000
16 (1C)	18.4	330	8x7.7	0.12	660	19	3390	RHS1A331MCN1GS	FP-010ME331M-HSR
		150	8x6.7	0.12	700	22	3220	RHA1C151MCN1GS	FP-016ME151M-HAR
		270	8x6.7	0.12	864	22	3300	RHA1C271MCN1GS	FP-016ME271M-HAR
		270	8x8.7	0.12	864	16	4000	RHA1C271MCN9GS	FP-016ME271M-HAR-US
		*270	8x8.7	0.12	864	16	4070	RHA1C271MCNBSQGS	FP-016ME271M-HAR-5K-US
		330	8x8.7	0.12	1056	16	4000	RHA1C331MCN1GS	FP-016ME331M-HAR
		*330	8x8.7	0.12	1056	16	4070	RHA1C331MCNASQGS	FP-016ME331M-HAR-5K
		390	8x8.7	0.12	1248	16	4000	RHA1C391MCN1GS	FP-016ME391M-HAR
		*390	8x8.7	0.12	1248	16	4070	RHA1C391MCNASQGS	FP-016ME391M-HAR-5K
		470	8x8.7	0.12	1504	16	4000	RHA1C471MCN1GS	FP-016ME471M-HAR
		*470	8x8.7	0.12	1504	16	4070	RHA1C471MCNASQGS	FP-016ME471M-HAR-5K
		560	8x8.7	0.12	1792	16	4070	RHA1C561MCN1GS	FP-016ME561M-HAR
		560	8x11.7	0.12	1792	14	4950	RHS1C561MCN1GS	FP-016ME561M-HSR
		*560	8x8.7	0.12	1792	16	4070	RHA1C561MCNASQGS	FP-016ME561M-HAR-5K
		680	8x11.7	0.12	2176	14	4950	RHS1C681MCN1GS	FP-016ME681M-HSR
20 (1D)	23.0	390	8x11.7	0.12	1560	14	4950	RHS1D391MCN1GS	FP-020ME391M-HSR
25 (1E)	28.7	82	8x6.7	0.12	410	38	3200	RHA1E820MCN1GS	FP-025ME820M-HAR
		100	8x6.7	0.12	500	38	3200	RHA1E101MCN1GS	FP-025ME101M-HAR
		100	8x8.7	0.12	700	18	4000	RHS1E101MCN1GS	FP-025ME101M-HSR
		120	8x6.7	0.12	600	38	3200	RHA1E121MCN1GS	FP-025ME121M-HAR
		150	8x6.7	0.12	750	38	3200	RHA1E151MCN1GS	FP-025ME151M-HAR
35 (1V)	40.2	56	8x8.7	0.12	392	25	3000	RHS1V560MCN1GS	FP-035ME560M-HSR
		100	8x8.7	0.12	700	25	3000	RHS1V101MCN1GS	FP-035ME101M-HSR

* : Load life 5000hours.



■ Frequency Characteristics (The frequency characteristics are typical and not a guaranteed value.)



• For taping specifications, recommended land size/soldering by reflow and minimum order quantity, please refer to the Guidelines for Aluminum Electrolytic Capacitors.

Looking for pricing, stock, or lifecycle information?

Click below to explore more details on WIN SOURCE:

-  [View RHA0J561MCN1GS on WIN SOURCE](#)
-  [Nichicon Information](#)

Optimize Your Supply Chain with WIN SOURCE Solutions

-  Global Sourcing Solution
-  Obsolete Management
-  Cost Control Management
-  Shortage Management
-  Alternative Solution
-  Excess Inventory Management