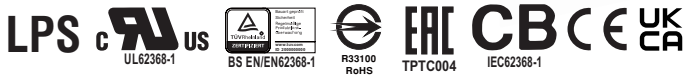




# THE DATASHEET OF IRM-20-12





■ Features

- 2.06"x1.07"compact size
- Universal input 85~305VAC
- No load power consumption<0.1W
- EMI Class B without additional components
- Wide operating temp. range -30~70°C
- Protections: Short circuit / Overload / Over voltage
- Cooling by free air convection
- Isolation Class II
- Pass LPS
- 3 years warranty

■ Applications

- Industrial electrical equipment
- Mechanical equipment
- Factory automation equipment
- Hand-held electronic device

■ GTIN CODE

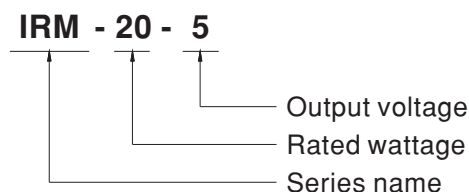
MW Search: <https://www.meanwell.com/serviceGTIN.aspx>

■ Description

IRM-20 is a 20W miniature (52.4\*27.2\*24mm) AC-DC module-type power supply, ready to be soldered onto the PCB boards of various kinds of electronic instruments or industrial automation equipments. This product allows the universal input voltage range of 85~305VAC. The 94V-0 flame retardant plastic case and potted with silicone enhance the heat dissipation and meet the anti-vibration demand up to 2G; moreover, it provides the fundamental resistance to dust and moisture.

With the high efficiency up to 85% and the extremely low no-load power consumption below 0.1W, IRM-20 series fulfills the worldwide regulation for the low power consumption requirement for electronics. The entire series is a Class II design (no FG pin), incorporating the built-in EMI filtering components, enabling the compliance with BS EN/EN55032 Class B; the supreme EMC features keep the end electronic units from electromagnetic interference.

■ Model Encoding

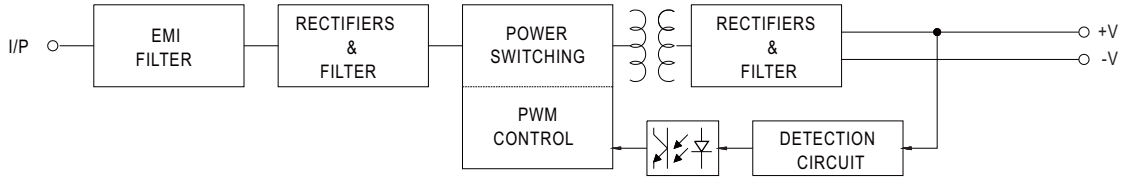


SPECIFICATION

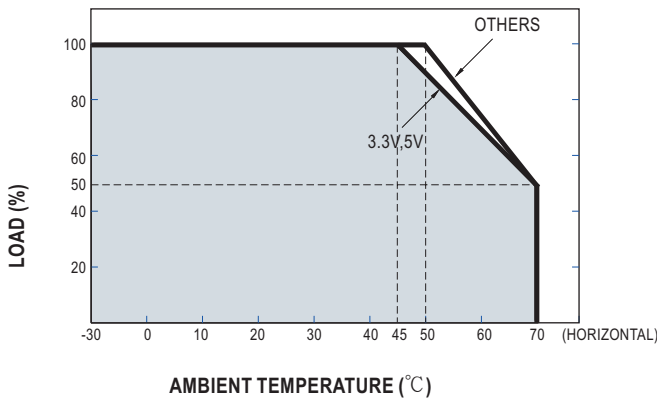
| MODEL                          |   | IRM-20-3.3   | IRM-20-5   | IRM-20-12                    | IRM-20-15  | IRM-20-24    |  |
|--------------------------------|---|--|--|------------------------------|--|--------------|--|
| OUTPUT                         | DC VOLTAGE  | 3.3V   | 5V   | 12V                          | 15V  | 24V          |  |
|                                | RATED CURRENT   | 4.5A   | 4A   | 1.8A                         | 1.4A   | 0.9A         |  |
|                                | CURRENT RANGE   | 0 ~ 4.5A   | 0 ~ 4A   | 0 ~ 1.8A                     | 0 ~ 1.4A   | 0 ~ 0.9A     |  |
|                                | RATED POWER   | 14.85W   | 20W  | 21.6W                        | 21W  | 21.6W        |  |
|                                | RIPPLE & NOISE (max.) Note.2  | 200mVp-p   | 200mVp-p   | 200mVp-p                     | 200mVp-p   | 200mVp-p     |  |
|                                | VOLTAGE TOLERANCE Note.3  | ±2.5%  | ±2.5%  | ±2.5%                        | ±2.5%  | ±2.5%        |  |
|                                | LINE REGULATION   | ±0.5%  | ±0.5%  | ±0.3%                        | ±0.3%  | ±0.3%        |  |
|                                | LOAD REGULATION   | ±1%  | ±1%  | ±0.5%                        | ±0.5%  | ±0.5%        |  |
|                                | SETUP, RISE TIME  | 1000ms, 20ms/230VAC    1000ms, 20ms/115VAC at full load  |  |                              |  |              |  |
|                                | HOLD UP TIME (Typ.)   | 40ms/230VAC  | 8ms/115VAC at full load  |                              |  |              |  |
| INPUT                          | VOLTAGE RANGE   | 85 ~ 305VAC  | 120 ~ 430VDC   |                              |  |              |  |
|                                | FREQUENCY RANGE   | 47 ~ 440Hz   |  |                              |  |              |  |
|                                | EFFICIENCY (Typ.)   | 76%  | 79%  | 84%                          | 84%  | 85%          |  |
|                                | AC CURRENT (Typ.)   | 0.6A/115VAC  | 0.4A/230VAC  | 0.3A/277VAC                  |  |              |  |
|                                | INRUSH CURRENT (Typ.)   | COLD START 20A/115VAC  |  | 40A/230VAC                   |  |              |  |
|                                | LEAKAGE CURRENT   | < 0.25mA/277VAC  |  |                              |  |              |  |
| PROTECTION                     | OVERLOAD  | 115%~160% rated output power<br>Protection type : Hiccup mode, recovers automatically after fault condition is removed |  |                              |  |              |  |
|                                | OVER VOLTAGE  | 3.8 ~ 4.46V  | 5.75 ~ 6.75V   | 13.8 ~ 16.2V                 | 17.25 ~ 20.25V                                     | 27.6 ~ 32.4V |  |
| ENVIRONMENT                    | WORKING TEMP.   | -30 ~ +70°C (Refer to "Derating Curve")  |  |                              |  |              |  |
|                                | WORKING HUMIDITY  | 20 ~ 90% RH non-condensing   |  |                              |  |              |  |
|                                | STORAGE TEMP., HUMIDITY   | -40 ~ +85°C, 10 ~ 95% RH   |  |                              |  |              |  |
|                                | TEMP. COEFFICIENT   | ±0.03%/°C (0 ~ 50°C)   |  |                              |  |              |  |
|                                | VIBRATION   | 10 ~ 500Hz, 2G 10min./1cycle, period for 60min. each along X, Y, Z axes  |  |                              |  |              |  |
|                                | SOLDERING TEMPERATURE   | Wave soldering: 265°C, 5s (max.); Manual soldering: 390°C, 3s (max.)   |  |                              |  |              |  |
|                                | OPERATING ALTITUDE Note.4   | 2000 meters  |  |                              |  |              |  |
| SAFETY & EMC (Note.5)          | SAFETY STANDARDS  | IEC62368-1, UL62368-1, TUV BS EN/EN62368-1, EAC TP TC 004, BSMI CNS14336-1 approved                                    |  |                              |  |              |  |
|                                | WITHSTAND VOLTAGE   | I/P-O/P:3KVAC  |  |                              |  |              |  |
|                                | ISOLATION RESISTANCE  | I/P-O/P:100M Ohms / 500VDC / 25°C / 70% RH   |  |                              |  |              |  |
|                                | EMC EMISSION  | Parameter  | Standard   |                              | Test Level / Note                                  |              |  |
|                                |   | Conducted  | BS EN/EN55032(CISPR32), CNS13438   |                              | Class B  |              |  |
|                                |   | Radiated   | BS EN/EN55032(CISPR32), CNS13438   |                              | Class B  |              |  |
|                                |   | Harmonic Current (Note 5)  | BS EN/EN61000-3-2  |                              | Class A  |              |  |
|                                |   | Voltage Flicker  | BS EN/EN61000-3-3  |                              | -----  |              |  |
|                                | EMC IMMUNITY  | BS EN/EN55035, BS EN/EN61000-6-2   |  |                              |  |              |  |
|                                |   | Parameter  | Standard   |                              | Test Level /Note                                   |              |  |
|                                |   | ESD  | BS EN/EN61000-4-2  |                              | Level 3, 8KV air; Level 2, 4KV contact, criteria A |              |  |
|                                |   | Radiated Susceptibility  | BS EN/EN61000-4-3  |                              | Level 3, criteria A                                |              |  |
| EFT/Burest                     |   | BS EN/EN61000-4-4  |  | Level 3, criteria A          |  |              |  |
| Surge                          |   | BS EN/EN61000-4-5  |  | Level 4, 2KV/L-N, criteria A |  |              |  |
| Conducted                      |   | BS EN/EN61000-4-6  |  | Level 3, criteria A          |  |              |  |
| Magnetic Field                 |   | BS EN/EN61000-4-8  |  | Level 4, criteria A          |  |              |  |
| Voltage Dips and interruptions | BS EN/EN61000-4-11  |  | >95% dip 0. 5 periods, 30% dip 25 periods,<br>>95% interruptions 250 periods |                              |  |              |  |
| OTHERS                         | MTBF  | 10656.2K hrs min. Telcordia SR-332 (Bellcore) ; 970.3K hrs min. MIL-HDBK-217F (25°C)                                   |  |                              |  |              |  |
|                                | DIMENSION   | 52.4*27.2*24mm (L*W*H)   |  |                              |  |              |  |
|                                | PACKING   | 0.05Kg/240pcs/13Kg/0.94CUFT  |  |                              |  |              |  |
| NOTE                           | <p>1. All parameters NOT specially mentioned are measured at 230VAC input, rated load and 25°C of ambient temperature.</p> <p>2. Ripple &amp; noise are measured at 20MHz of bandwidth by using a 12" twisted pair-wire terminated with a 0.1 μF &amp; 47 μF parallel capacitor.</p> <p>3. Tolerance : includes set up tolerance, line regulation and load regulation.</p> <p>4. The ambient temperature derating of 3.5°C/1000m with fanless models and of 5°C/1000m with fan models for operating altitude higher than 2000m(6500ft).</p> <p>5. The power supply is considered as an independent unit ,but the final equipment still need to re-confirm that the whole system complies with the EMC directives. For guidance on how to perform these EMC tests, please refer to "EMI testing of component power supplies."<br/>(as available on <a href="https://www.meanwell.com/Upload/PDF/EMI_statement_en.pdf">https://www.meanwell.com/Upload/PDF/EMI_statement_en.pdf</a> )</p> <p>※ Product Liability Disclaimer : For detailed information, please refer to <a href="https://www.meanwell.com/serviceDisclaimer.aspx">https://www.meanwell.com/serviceDisclaimer.aspx</a></p> |  |  |                              |  |              |  |

■ Block Diagram

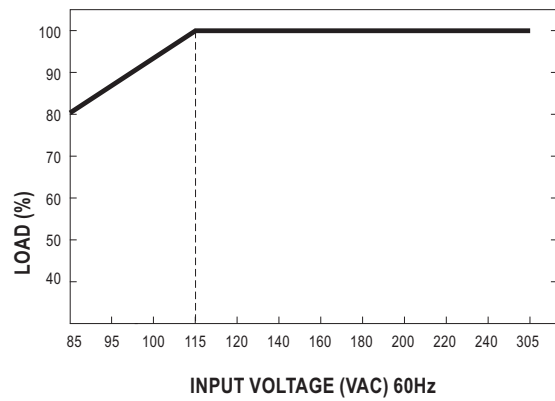
fosc : 65KHz



■ Derating Curve

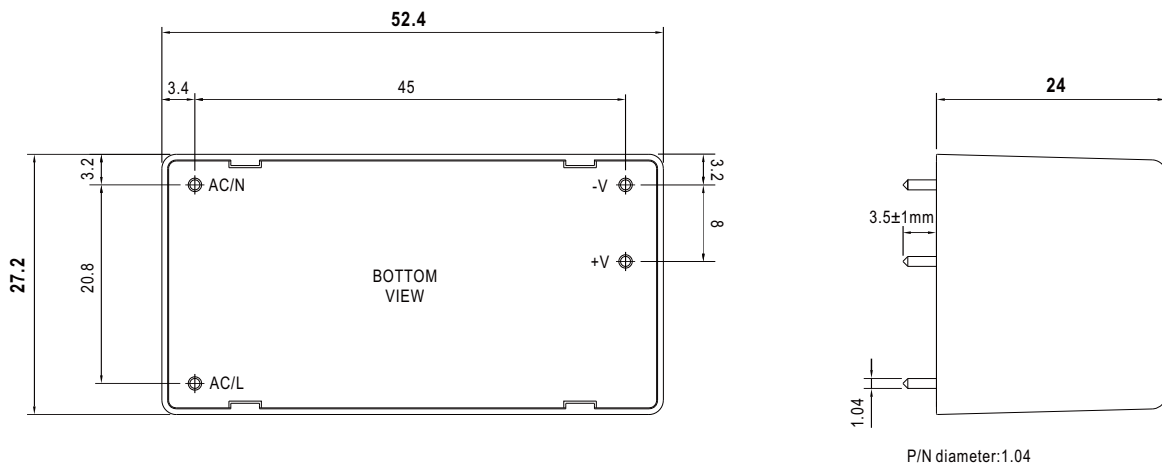


■ Output Derating VS Input Voltage



■ Mechanical Specification

Case No.219A Unit:(mm)





■ Installation Manual

Please refer to : <http://www.meanwell.com/manual.html>

## Looking for pricing, stock, or lifecycle information?

Click below to explore more details on WIN SOURCE:

-  [View IRM-20-12 on WIN SOURCE](#)
-  [Mean Well Enterprises Co., Ltd. Information](#)

## Optimize Your Supply Chain with WIN SOURCE Solutions

-  Global Sourcing Solution
-  Obsolete Management
-  Cost Control Management
-  Shortage Management
-  Alternative Solution
-  Excess Inventory Management