



THE DATASHEET OF FX8-120S-SV(22)






APPLICABLE STANDARD					
RATING	OPERATING TEMPERATURE RANGE	-55 °C TO 85 °C ⁽¹⁾	OPERATING HUMIDITY RANGE	40 TO 80 % MAX ⁽³⁾	
	VOLTAGE	100 V AC	STORAGE TEMPERATURE RANGE	-10 °C TO 60 °C ⁽²⁾	
	CURRENT	0.4 A	STORAGE HUMIDITY RANGE	40 % TO 70 % ⁽²⁾	
SPECIFICATIONS					
ITEM	TEST METHOD		REQUIREMENTS	QT	AT
CONSTRUCTION					
GENERAL EXAMINATION	VISUALLY AND BY MEASURING INSTRUMENT.		ACCORDING TO DRAWING.	×	×
MARKING	CONFIRMED VISUALLY.			×	×
ELECTRIC CHARACTERISTICS					
CONTACT RESISTANCE	100 mA (DC OR 1000 Hz)		45 mΩ MAX .	×	—
CONTACT RESISTANCE MILLIVOLT LEVEL METHOD	20 mV MAX, 1 mA (DC or 1000Hz)		55 mΩ MAX.	×	—
INSULATION RESISTANCE	250 V DC.		100 MΩ MIN.	×	—
VOLTAGE PROOF	300 V AC FOR 1 min.		NO FLASHOVER OR BREAKDOWN.	×	×
MECHANICAL CHARACTERISTICS					
INSERTION AND WITHDRAWAL FORCES	MEASURED BY APPLICABLE CONNECTOR.		INSERTION FORCE : 84.0 N MAX. WITHDRAWAL FORCE: 7.8 N MIN.	×	—
MECHANICAL OPERATION	50 TIMES INSERTIONS AND EXTRACTIONS.		1) CONTACT RESISTANCE: 55 mΩ MAX. 2) NO DAMAGE, CRACK AND LOOSENESS OF PARTS.	×	—
VIBRATION	FREQUENCY 10 TO 55 TO 10 Hz, SINGLE AMPLITUDE: 0.75 mm, AT 2 h FOR 3 DIRECTIONS.		1) NO ELECTRICAL DISCONTINUITY OF 1 μs. 2) CONTACT RESISTANCE: 55 mΩ MAX. 3) NO DAMAGE, CRACK AND LOOSENESS OF PARTS.	×	—
SHOCK	490 m/s ² , DURATION OF PULSE 11 ms AT 3 TIMES FOR 3 BOTH AXIAL DIRECTIONS.			×	—
ENVIRONMENTAL CHARACTERISTICS					
DAMP HEAT (STEADY STATE)	EXPOSED AT 40 ± 2 °C, 90 TO 95 %, 96 h.		1) CONTACT RESISTANCE : 55 mΩ MAX. 2) INSULATION RESISTANCE: 100 MΩ MIN. 3) NO DAMAGE, CRACK AND LOOSENESS OF PARTS.	×	—
RAPID CHANGE OF TEMPERATURE	TEMPERATURE: -55 → +85 °C TIME : 30 → 30 min. UNDER 5 CYCLES. (RELOCATION TIME TO CHAMBER: WITHIN 2 TO 3 min)			×	—
CORROSION SALT MIST	EXPOSED IN 5 % SALT WATER SPRAY FOR 48 h.		1) CONTACT RESISTANCE : 55 mΩ MAX. 2) NO HEAVY CORROSION.	×	—
HYDROGEN SULPHIDE	EXPOSED 3 ppm FOR 96 h. (TEST STANDARD: JEIDA-38)			×	—
RESISTANCE TO SOLDERING HEAT	1) REFLOW SOLDERING: PEAK TMP : 250 °C MAX REFLOW TMP: 220 °C MIN FOR 60sec 2) SOLDERING IRONS: 360 °C MAX FOR 5 sec.		NO DEFORMATION OF CASE OF EXCESSIVE LOOSENESS OF THE TERMINAL.	×	—
SOLDERABILITY	SOLDERED AT SOLDER TEMPERATURE 240 ± 3 °C FOR IMMERSION DURATION, 3 sec.		A NEW UNIFORM COATING OF SOLDER SHALL COVER A MINIMUM OF 95 % OF THE SURFACE BEING IMMersed.	×	—
	COUNT	DESCRIPTION OF REVISIONS	DESIGNED	CHECKED	DATE
REMARKS				APPROVED	NH. NAKATA 16.11.21
				CHECKED	HT. YAMAGUCHI 16.11.21
				DESIGNED	MT. ITANO 16.11.21
				DRAWN	MT. ITANO 16.11.21
Note QT:Qualification Test AT:Assurance Test X:Applicable Test			DRAWING NO.	ELC-150677-22-00	
HRS	SPECIFICATION SHEET		PART NO.	FX8-120S-SV (22)	
	HIROSE ELECTRIC CO., LTD.		CODE NO.	CL578-0206-9-22	△△ 1/1

Looking for pricing, stock, or lifecycle information?

Click below to explore more details on WIN SOURCE:

-  [View FX8-120S-SV\(22\) on WIN SOURCE](#)
-  [Hirose Electric Co Ltd Information](#)

Optimize Your Supply Chain with WIN SOURCE Solutions

-  Global Sourcing Solution
-  Obsolete Management
-  Cost Control Management
-  Shortage Management
-  Alternative Solution
-  Excess Inventory Management